



Talent Management Plus™

Where Opportunity Meets Talent™

Application #: 24100
Name: Jane Doe
Phone: 5555555555
City: Phoenix
State: AZ
Zipcode: 85032
Email: janedoe@internet.com
Date Entered: April 26th 2006
Education: Bachelors
Job Wanted: Sales
Salary: \$85K to \$90K
Willing to relocate?: Negotiable
Experience: Three to four years
Referrer: <http://www.talentmanagementplus.com/>
Applicant Status: Active
Application Status: Normal

Reason for Status

Companies this user does NOT want their information sent to:



Administrator's Notes





Talent Management Plus™

Where Opportunity Meets Talent™

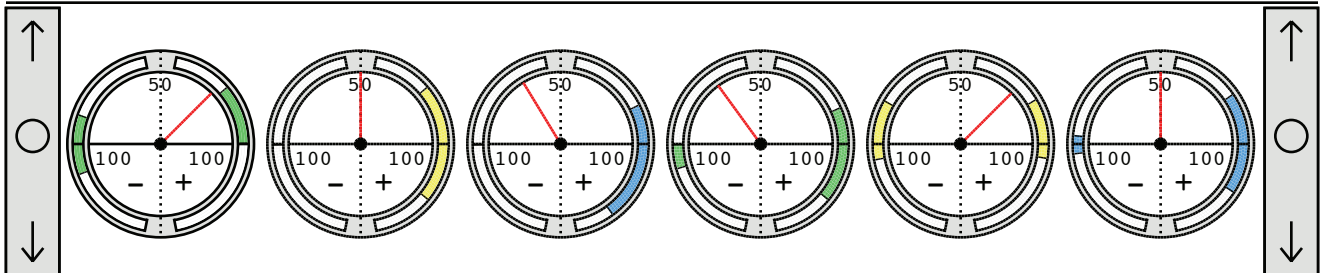

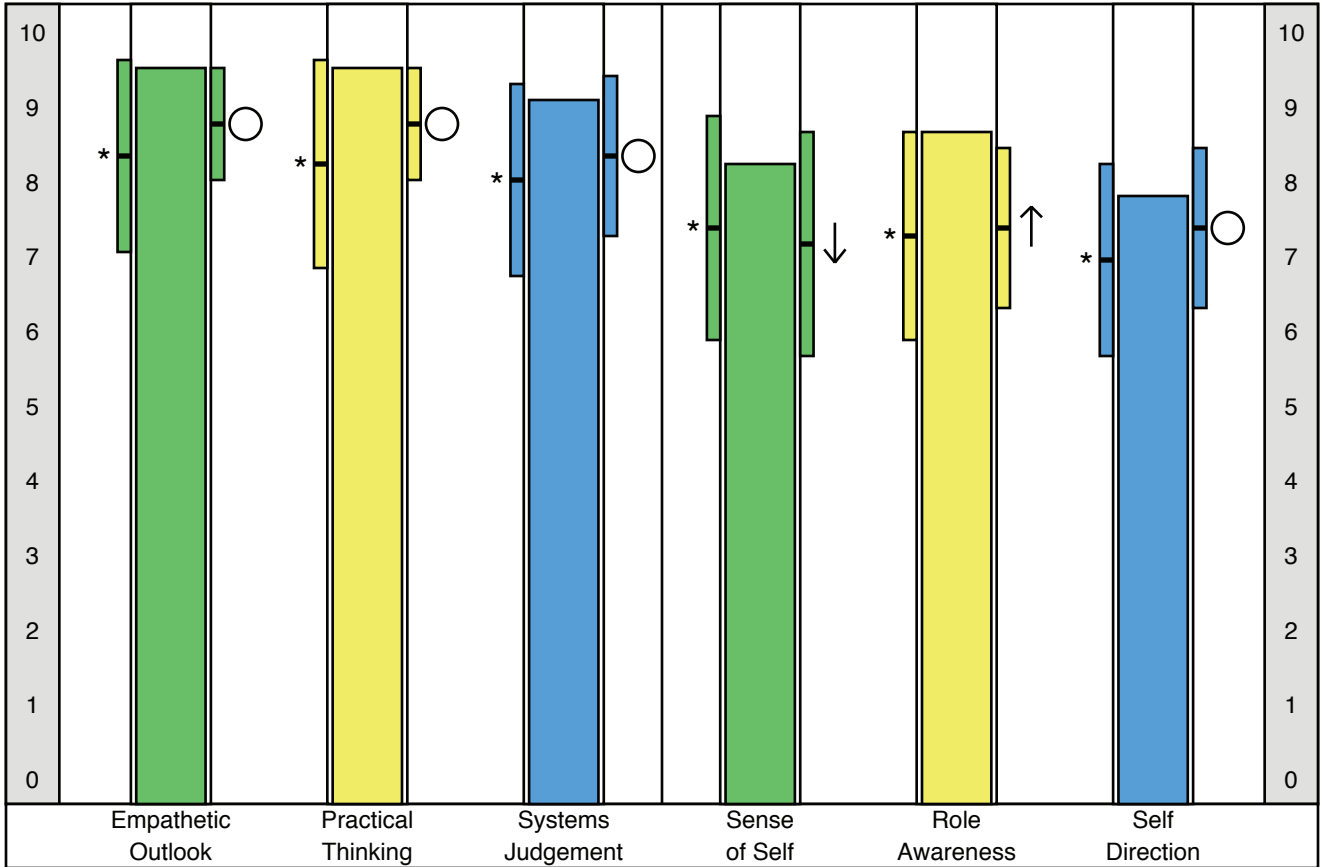
Attributes				Benchmark Range	Applicant	
Factor	Score	Rank	Graph			Fit
Accountability For Others	9.4	1				-
Conceptual Thinking	8.9	6				-
Conflict Management	9.3	2				-
Continuous Learning	8.1	12				-
Customer Focus	9.1	4				-
Decision Making	8.6	8				-
Developing Others	8.5	9				-
Diplomacy And Tact	9.1	4				-
Empathetic Outlook	9.2	3				-
Flexibility	8.9	6				-
Goal Achievement	8.3	11				-
Influencing Others	9.0	5				-
Interpersonal Skills	9.3	2				-
Leading Others	9.3	2				-
Objective Listening	9.0	5				-
Personal Accountability	8.3	11				-
Planning And Organization	8.6	8				-
Problem Solving Ability	8.7	7				-
Resiliency	7.9	14				-
Results Orientation	8.5	9				-
Self Management	8.4	10				-
Self Starting Ability	8.0	13				-
Teamwork	8.7	7				-



Dimensional Balance

EXTERNAL FACTORS (Part 1)

INTERNAL FACTORS (Part 2)



- * Population
- ↑ Over Valuation
- Balance
- ↓ Under Valuation

Reliability Scores: 0.97, 0.91



Talent Management Plus™

Where Opportunity Meets Talent™

Values

Benchmark Range



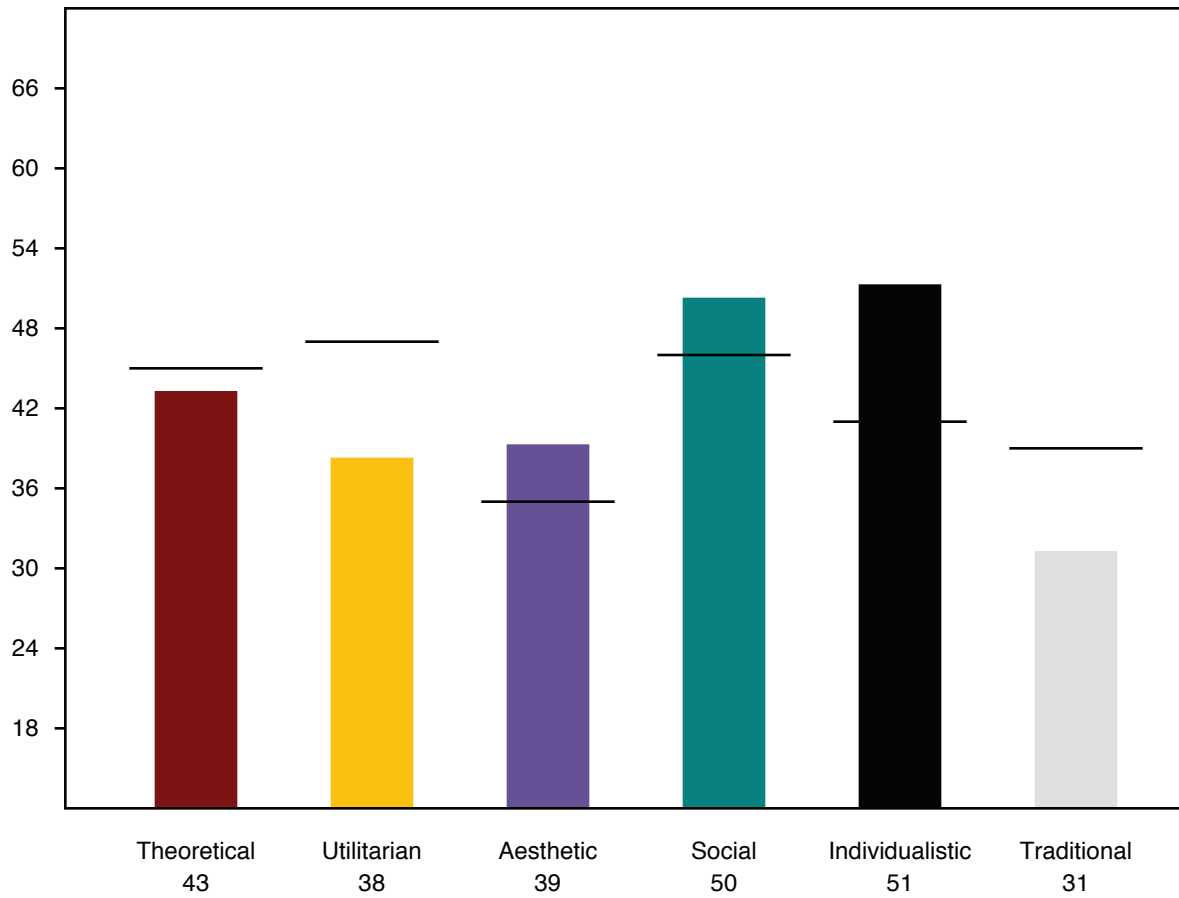
Applicant



Factor	Score	Rank	Graph	Fit
Aesthetic	4.5	4		-
Individualistic/Political	6.5	1		-
Social	6.3	2		-
Theoretical	5.2	3		-
Traditional/Regulatory	3.2	6		-
Utilitarian/Economic	4.3	5		-



Attitudes Graph





Talent Management Plus™

Where Opportunity Meets Talent™

Behaviors

Benchmark Range



Applicant



Factor	Score	Rank	Graph	Fit
Analysis Of Data	9.5	1		-
Competitiveness	5.0	3		-
Customer Oriented	3.5	5		-
Frequent Change	4.0	4		-
Frequent Interaction With Others	3.0	6		-
Organized Workplace	9.5	1		-
Urgency	6.5	2		-
Versatility	5.0	3		-



Style Insights Graphs

